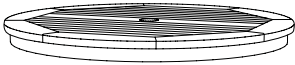


TRAVIRA CAFE' TABLES
ASSEMBLY INSTRUCTIONS

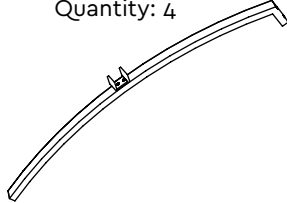


COMPONENTS

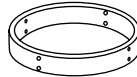
- ① Table Top Assembly
Quantity: 1



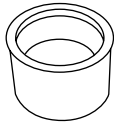
- ② Café Legs
Quantity: 4



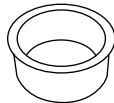
- ③ Base Ring
Quantity: 1



- ④ Aluminum Umbrella Hole Protector Ring*
Quantity: 1



- ⑤ Aluminum Umbrella Hole Reducer* - Optional
Quantity: 1



HARDWARE

- A Short Allen Head Bolt
Quantity: 9



- B Long Allen Head Bolt
Quantity: 9



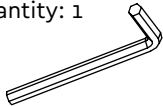
- C Lock Washer
Quantity: 16



- D Flat Washer
Quantity: 16



- E Allen Wrench
Quantity: 1




NOTES

Table top, or base may vary from illustrations but the assembly is the same for all Travira Cafe' bar & bistro tables.

For long & medium bolts, 170 inch pounds for the bolt torque is recommended for commercial installations.

*Not all Cafe' tables have umbrella holes.



Thoughtful Design **MADE RIGHT**